

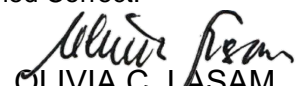
**STATEMENT OF APPROVED BUDGET, UTILIZATIONS, DISBURSEMENTS AND BALANCES**  
**(For Off-Budgetary Funds)**  
**As at the Quarter Ending September 30, 2020**

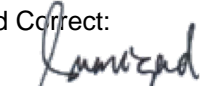
Department : State Universities and Colleges (SUCs)  
 Agency/Entity : Cagayan State University  
 Operating Unit : < not applicable >  
 Organization Code : 08 022 0000000  
 Fund Cluster : 05 Internally Generated Funds  
 (e.g. UACS Fund Cluster: 05-Internally Generated Funds and 06-Business Related Funds)

Particulars	UACS CODE	Approved Budget			Utilizations					Disbursements				Balances			
		Approved Budgeted Revenue	Adjustments (Reductions, Modifications/ Augmentations)	Adjusted Budgeted Revenue	1st Quarter Ending March 31	2nd Quarter Ending June 30	3rd Quarter Ending Sept. 30	4th Quarter Ending Dec. 31	Total	1st Quarter Ending March 31	2nd Quarter Ending June 30	3rd Quarter Ending Sept. 30	4th Quarter Ending Dec. 31	TOTAL	Unutilized Budget	Unpaid Obligations (10-15)=(17+18)	
																Due and Demandable	Not Yet Due and Demandable
1	2	3	4	5=[(3+(-)4)]	6	7	8	9	10=(6+7+8+9)	11	12	13	14	15=(11+12+13+14)	16=(5-10)	17	18
General Administration and Support	1000000000000000	95,372,305.36	(5,321,857.66)	90,050,447.70	15,358,652.49	17,676,800.02	20,291,352.06	0.00	53,326,804.57	14,152,333.58	11,633,242.61	17,640,320.09	0.00	43,425,896.28	36,723,643.13	0.00	9,900,908.29
General Management and Supervision	100000100001000	95,372,305.36	(5,321,857.66)	90,050,447.70	15,358,652.49	17,676,800.02	20,291,352.06	0.00	53,326,804.57	14,152,333.58	11,633,242.61	17,640,320.09	0.00	43,425,896.28	36,723,643.13	0.00	9,900,908.29
MOOE		60,674,815.24	(4,466,571.66)	56,208,243.58	14,660,042.00	9,682,205.48	14,147,688.93	0.00	38,489,936.41	13,681,273.09	10,177,600.51	12,558,910.22	0.00	36,417,783.82	17,718,307.17	0.00	2,072,152.59
CO		34,697,490.12	(855,286.00)	33,842,204.12	698,610.49	7,994,594.54	6,143,663.13	0.00	14,836,868.16	471,060.49	1,455,642.10	5,081,409.87	0.00	7,008,112.46	19,005,335.96	0.00	7,828,755.70
Sub-Total, General Administration and Support		95,372,305.36	(5,321,857.66)	90,050,447.70	15,358,652.49	17,676,800.02	20,291,352.06	0.00	53,326,804.57	14,152,333.58	11,633,242.61	17,640,320.09	0.00	43,425,896.28	36,723,643.13	0.00	9,900,908.29
PS		0.00	0.00	0.00	0.00	0.00	0.00	0.00	0.00	0.00	0.00	0.00	0.00	0.00	0.00	0.00	0.00
MOOE		60,674,815.24	(4,466,571.66)	56,208,243.58	14,660,042.00	9,682,205.48	14,147,688.93	0.00	38,489,936.41	13,681,273.09	10,177,600.51	12,558,910.22	0.00	36,417,783.82	17,718,307.17	0.00	2,072,152.59
FinEx (if Applicable)		0.00	0.00	0.00	0.00	0.00	0.00	0.00	0.00	0.00	0.00	0.00	0.00	0.00	0.00	0.00	0.00
CO		34,697,490.12	(855,286.00)	33,842,204.12	698,610.49	7,994,594.54	6,143,663.13	0.00	14,836,868.16	471,060.49	1,455,642.10	0.00	0.00	7,008,112.46	19,005,335.96	0.00	7,828,755.70
Support to Operations	2000000000000000	3,012,982.59	102,719.41	3,115,702.00	1,198,937.13	733,548.39	754,298.24	0.00	2,686,783.76	1,166,065.63	714,223.37	534,898.35	0.00	2,415,187.35	428,918.24	0.00	271,596.41
Auxiliary Services	200000100001000	3,012,982.59	102,719.41	3,115,702.00	1,198,937.13	733,548.39	754,298.24	0.00	2,686,783.76	1,166,065.63	714,223.37	534,898.35	0.00	2,415,187.35	428,918.24	0.00	271,596.41
MOOE		2,784,813.59	102,719.41	2,887,533.00	1,198,937.13	733,548.39	698,303.24	0.00	2,630,788.76	1,166,065.63	714,223.37	534,898.35	0.00	2,415,187.35	256,744.24	0.00	215,601.41
CO		228,169.00	0.00	228,169.00	0.00	0.00	55,995.00	0.00	55,995.00	0.00	0.00	0.00	0.00	0.00	172,174.00	0.00	55,995.00
Sub-Total, Support to Operations		3,012,982.59	102,719.41	3,115,702.00	1,198,937.13	733,548.39	754,298.24	0.00	2,686,783.76	1,166,065.63	714,223.37	534,898.35	0.00	2,415,187.35	428,918.24	0.00	271,596.41
PS		0.00	0.00	0.00	0.00	0.00	0.00	0.00	0.00	0.00	0.00	0.00	0.00	0.00	0.00	0.00	0.00
MOOE		2,784,813.59	102,719.41	2,887,533.00	1,198,937.13	733,548.39	698,303.24	0.00	2,630,788.76	1,166,065.63	714,223.37	534,898.35	0.00	2,415,187.35	256,744.24	0.00	215,601.41
FinEx (if Applicable)		0.00	0.00	0.00	0.00	0.00	0.00	0.00	0.00	0.00	0.00	0.00	0.00	0.00	0.00	0.00	0.00
CO		228,169.00	0.00	228,169.00	0.00	0.00	55,995.00	0.00	55,995.00	0.00	0.00	0.00	0.00	0.00	172,174.00	0.00	55,995.00
Operations	3000000000000000	87,864,496.63	5,219,138.25	93,083,634.88	27,197,711.27	10,368,215.95	23,385,376.18	0.00	60,951,303.40	13,014,231.26	10,238,209.86	20,138,448.18	0.00	43,390,889.30	32,132,331.48	0.00	17,560,414.10
OO : Relevant and quality tertiary education ensured to achieve inclusive growth and access of poor but deserving students to quality tertiary education increased	3100000000000000	83,989,633.71	2,266,279.69	86,255,913.40	25,816,959.63	9,118,909.37	20,499,290.69	0.00	55,435,159.69	11,786,005.02	9,026,089.44	17,870,865.60	0.00	38,682,960.06	30,820,753.71	0.00	16,752,199.63
HIGHER EDUCATION PROGRAM	3101000000000000	83,989,633.71	2,266,279.69	86,255,913.40	25,816,959.63	9,118,909.37	20,499,290.69	0.00	55,435,159.69	11,786,005.02	9,026,089.44	17,870,865.60	0.00	38,682,960.06	30,820,753.71	0.00	16,752,199.63
Provision of Higher Education	310100100002000	83,989,633.71	2,266,279.69	86,255,913.40	25,816,959.63	9,118,909.37	20,499,290.69	0.00	55,435,159.69	11,786,005.02	9,026,089.44	17,870,865.60	0.00	38,682,960.06	30,820,753.71	0.00	16,752,199.63
MOOE		61,249,260.23	1,721,341.19	62,970,601.42	16,856,422.57	9,112,809.37	16,252,605.61	0.00	42,221,837.55	10,855,674.91	9,019,989.44	10,611,664.30	0.00	30,487,328.65	20,748,763.87	0.00	11,734,508.90
CO		22,740,373.48	544,938.50	23,285,311.98	8,960,537.06	6,100.00	4,246,685.08	0.00	13,213,322.14	930,330.11	6,100.00	7,259,201.30	0.00	8,195,631.41	10,071,989.84	0.00	5,017,690.73
OO : Higher education research improved to promote economic productivity and innovation	3200000000000000	2,872,030.94	2,927,648.83	5,799,679.77	1,139,671.33	1,138,483.24	2,722,776.48	0.00	5,000,931.05	1,022,905.93	1,101,783.24	2,095,714.52	0.00	4,220,403.69	798,748.72	0.00	780,527.36
ADVANCED EDUCATION PROGRAM	3201000000000000	691,186.99	2,832,422.83	3,523,609.82	596,517.00	837,961.50	2,022,381.32	0.00	3,456,859.82	565,423.00	796,761.50	1,637,628.46	0.00	2,999,812.96	66,750.00	0.00	457,046.86
Provision of Advanced Education Services	320100100001000	691,186.99	2,832,422.83	3,523,609.82	596,517.00	837,961.50	2,022,381.32	0.00	3,456,859.82	565,423.00	796,761.50	1,637,628.46	0.00	2,999,812.96	66,750.00	0.00	457,046.86


Department : State Universities and Colleges (SUCs)  
 Agency/Entity : Cagayan State University  
 Operating Unit : < not applicable >  
 Organization Code : 08 022 0000000  
 Fund Cluster : 05 Internally Generated Funds  
 (e.g. UACS Fund Cluster: 05-Internally Generated Funds and 06-Business Related Funds)

Particulars	UACS CODE	Approved Budget			Utilizations					Disbursements				Balances			
		Approved Budgeted Revenue	Adjustments (Reductions, Modifications/ Augmentations)	Adjusted Budgeted Revenue	1st Quarter Ending March 31	2nd Quarter Ending June 30	3rd Quarter Ending Sept. 30	4th Quarter Ending Dec. 31	Total	1st Quarter Ending March 31	2nd Quarter Ending June 30	3rd Quarter Ending Sept. 30	4th Quarter Ending Dec. 31	TOTAL	Unutilized Budget	Unpaid Obligations (10-15)=(17+18)	
																Due and Demandable	Not Yet Due and Demandable
1	2	3	4	5=[(3+(-)4)]	6	7	8	9	10=(6+7+8+9)	11	12	13	14	15=(11+12+13+14)	16=(5-10)	17	18
MOOE		645,286.99	2,832,422.83	3,477,709.82	596,517.00	810,361.50	2,022,381.32	0.00	3,429,259.82	565,423.00	796,761.50	1,637,628.46	0.00	2,999,812.96	48,450.00	0.00	429,446.86
CO		45,900.00	0.00	45,900.00	0.00	27,600.00	0.00	0.00	27,600.00	0.00	0.00	0.00	0.00	0.00	18,300.00	0.00	27,600.00
RESEARCH PROGRAM	3202000000000000	2,180,843.95	95,226.00	2,276,069.95	543,154.33	300,521.74	700,395.16	0.00	1,544,071.23	457,482.93	305,021.74	458,086.06	0.00	1,220,590.73	731,998.72	0.00	323,480.50
Conduct of Research Services, including P1,000,000 for Research Rewards/Incentives	320200100001000	2,180,843.95	95,226.00	2,276,069.95	543,154.33	300,521.74	700,395.16	0.00	1,544,071.23	457,482.93	305,021.74	458,086.06	0.00	1,220,590.73	731,998.72	0.00	323,480.50
MOOE		2,002,192.93	(15,985.00)	1,986,207.93	543,154.33	300,521.74	573,284.16	0.00	1,416,960.23	457,482.93	305,021.74	458,086.06	0.00	1,220,590.73	569,247.70	0.00	196,369.50
CO		178,651.02	111,211.00	289,862.02	0.00	0.00	127,111.00	0.00	127,111.00	0.00	0.00	0.00	0.00	0.00	162,751.02	0.00	127,111.00
OO : Community engagement increased	3300000000000000	1,002,831.98	25,209.73	1,028,041.71	241,080.31	110,823.34	163,309.01	0.00	515,212.66	205,320.31	110,337.18	171,868.06	0.00	487,525.55	512,829.05	0.00	27,687.11
TECHNICAL ADVISORY EXTENSION PROGRAM	3301000000000000	1,002,831.98	25,209.73	1,028,041.71	241,080.31	110,823.34	163,309.01	0.00	515,212.66	205,320.31	110,337.18	171,868.06	0.00	487,525.55	512,829.05	0.00	27,687.11
Provision of Extension Services	330100100001000	1,002,831.98	25,209.73	1,028,041.71	241,080.31	110,823.34	163,309.01	0.00	515,212.66	205,320.31	110,337.18	171,868.06	0.00	487,525.55	512,829.05	0.00	27,687.11
MOOE		686,340.83	25,209.73	711,550.56	241,080.31	110,823.34	163,309.01	0.00	515,212.66	205,320.31	110,337.18	171,868.06	0.00	487,525.55	196,337.90	0.00	27,687.11
CO		316,491.15	0.00	316,491.15	0.00	0.00	0.00	0.00	0.00	0.00	0.00	0.00	0.00	0.00	316,491.15	0.00	0.00
Sub-Total, Operations		87,864,496.63	5,219,138.25	93,083,634.88	27,197,711.27	10,368,215.95	23,385,376.18	0.00	60,951,303.40	13,014,231.26	10,238,209.86	20,138,448.18	0.00	43,390,889.30	32,132,331.48	0.00	17,560,414.10
PS		0.00	0.00	0.00	0.00	0.00	0.00	0.00	0.00	0.00	0.00	0.00	0.00	0.00	0.00	0.00	0.00
MOOE		64,583,080.98	4,562,988.75	69,146,069.73	18,237,174.21	10,334,515.95	19,011,580.10	0.00	47,583,270.26	12,083,901.15	10,232,109.86	12,879,246.88	0.00	35,195,257.89	21,562,799.47	0.00	12,388,012.37
FinEx (if Applicable)		0.00	0.00	0.00	0.00	0.00	0.00	0.00	0.00	0.00	0.00	0.00	0.00	0.00	0.00	0.00	0.00
CO		23,281,415.65	656,149.50	23,937,565.15	8,960,537.06	33,700.00	4,373,796.08	0.00	13,368,033.14	930,330.11	6,100.00	0.00	0.00	8,195,631.41	10,569,532.01	0.00	5,172,401.73
GRAND TOTAL		186,249,784.58	0.00	186,249,784.58	43,755,300.89	28,778,564.36	44,431,026.48	0.00	116,964,891.73	28,332,630.47	22,585,675.84	38,313,666.62	0.00	89,231,972.93	69,284,892.85	0.00	27,732,918.80
PS		0.00	0.00	0.00	0.00	0.00	0.00	0.00	0.00	0.00	0.00	0.00	0.00	0.00	0.00	0.00	0.00
MOOE		128,042,709.81	199,136.50	128,241,846.31	34,096,153.34	20,750,269.82	33,857,572.27	0.00	88,703,995.43	26,931,239.87	21,123,933.74	25,973,055.45	0.00	74,028,229.06	39,537,850.88	0.00	14,675,766.37
FinEx (if Applicable)		0.00	0.00	0.00	0.00	0.00	0.00	0.00	0.00	0.00	0.00	0.00	0.00	0.00	0.00	0.00	0.00
CO		58,207,074.77	(199,136.50)	58,007,938.27	9,659,147.55	8,028,294.54	10,573,454.21	0.00	28,260,896.30	1,401,390.60	1,461,742.10	12,340,611.17	0.00	15,203,743.87	29,747,041.97	0.00	13,057,152.43

Certified Correct:  
  
 OLIVIA C. LASAM  
 SAO-UBO  
 Date:

Certified Correct:  
  
 CARLA MARIE L. SUMIGAD  
 University Accountant  
 Date:

Recommending Approval:  
  
 EMERITA P. GERON  
 FMO II  
 Date:

Approved By:  
  
 URDUJAH G. ALVARADO  
 University President  
 Date: